

Staying subscribed to receive email from your BetterInvesting Chapter is important

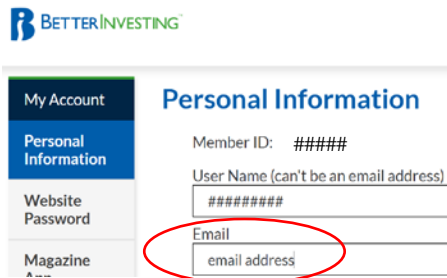
Here's how you do that.

First, log in to the BetterInvesting web page.

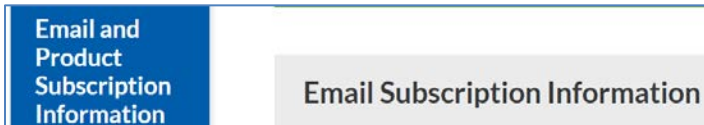
At the top, right beside your "member name" is "MY ACCOUNT". Click on that link.



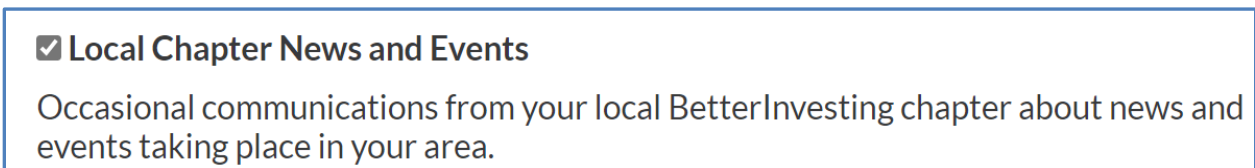
Second, be sure your email address as listed is current!



Third, scroll down until you see "Email and Product Subscription Information" on the left side and click on it.



Fourth, scroll all the way to Local Chapter News and Events and be sure that box is checked.



That's it! Simple, but is necessary to receive the exciting news from your chapter.