



News! From The Oklahoma Chapter

SUMMER 2023



NON-PROFIT • VOLUNTEER BASED • MEMBER DRIVEN

WE HAVE SO MUCH TO TELL YOU!! DETAILS INSIDE



INTRODUCING THE NEW LOGO FOR THE OKLAHOMA CHAPTER BETTERINVESTING

Oklahoma BetterInvesting Elections

Suzi Atrzberger
featured at
EduFest 2023



Gap Analysis
by
Christi Powell

We Are Happy To Announce,
The Oklahoma Chapter Of BetterInvesting
Has A New Logo.



Check our [Webpage](#) for News and Events





President's Letter Summer 2023



Hi Everyone,

I hope the summer season finds you all doing well. There are some exciting things going on in the Oklahoma Chapter this summer.

First, I would like to give special recognition and honor to the Central Oklahoma Investment Club in Chickasha. On May 25, we presented them with their 30th Anniversary certificate. Their success and dedication to education and following the BetterInvesting principles were impressive. I enjoyed meeting the club members and Sam Griffin, the presiding officer. They have an impressive active club.

On May 23, we also visited the Investment Club of Southwest Oklahoma and presented them with their 15th-anniversary certificate. They are also an impressive active club since the Central Oklahoma Investment Club mentored them during their first year and have followed their guidelines. There will be more about this club in the Fall Newsletter.

Speaking of mentors this spring, the Oklahoma Chapter has been promoting the theme “***Friends Investing with Friends – How to Start an Investment Club.***” The Oklahoma Chapter needs more investment clubs, so we are getting the word out about how easily this can be done. If you would like a mentor, we will provide you with one.

A mentor is a chapter director or volunteer, and we need more! Are you tempted or interested in knowing more about your chapter? If you would like to learn more about becoming a chapter director or a volunteer, let us know who you are by sending us your contact information at contact@oklahoma.betterinvesting.net, and we will get back with you.

Our election meeting is on June 27 at 7:30 p.m. Here is the link to [Register and Attend](#). **Get involved, enjoy, get active, and expand your education by joining the Oklahoma Chapter.**

On August 19, 2023 – from 8:30 AM to 4:30 PM, **EDUFEST 2023 - BACK TO BASICS – This year’s presenter will be Suzi Artzberger. WORKSHOP TOPICS INCLUDE:** BetterInvesting Fundamentals, Technical, Stock Selection, and Portfolio Reviews. [Register Today!](#)

The cost is only \$59 if registered before August 9th. \$70 at the door. Student special \$30. Continental breakfast, Lunch, Snacks, Juice, Tea, Coffee, and Water are all included.

SEE YOU THERE!

Beverly Wooley
President, Oklahoma Chapter of BetterInvesting



Back to Basics EduFest 2023

August 19, 2023



Suzi Artzberger will be our presenter this year. She is the third generation in her family to belong to BetterInvesting and a member of two investment clubs, Suzi has successfully practiced the BetterInvesting method of stock selection and portfolio management for over 25 years. This, along with years of professional experience in project management, quality management, and information technology, gives Suzi unique insight into the technical needs of long-term equity investors. Her vision led to our **BetterInvesting** current online stock analysis tools for investment clubs and individual investors.

WORKSHOP TOPICS INCLUDE: BETTERINVESTING; Fundamentals, Technical, Recession, Stock Selection Guide, and Portfolio Reviews.

Register now:

Go to: [Eventbrite.com](https://www.eventbrite.com) (Look for)
Oklahoma Chapter BetterInvesting EduFest 2023

August 19, 2023 - 8:30 AM to 4:30 PM

Cost for the day \$59 *If registered prior to August 9th.*
\$70 if purchased at the door.

(Student Special ~~\$59~~ **NOW \$30**)

Continental Breakfast, Lunch, Snacks, Juice, Tea, Coffee and Water included.

Registration
Button

Registration
Button



Oklahoma Chapter
BETTERINVESTING
The Leader In Investment Education

Location:

First Southern Baptist Church
6400 S Sooner Road, Oklahoma City,
OK 73135
Enter: Discipleship Center Doorway



30 Years of Successful Investing

This past May, the Central Oklahoma Investment Club of Chickasha, (COICoC), celebrated their 30th anniversary. Beverly Wooley, the President of the Oklahoma Chapter of BetterInvesting, was on hand to present the 30 year anniversary certificate to the Club members.

The Central Oklahoma Investment Club of Chickasha, (COICoC), was started in July 1993, with 14 original members, and later added one more, for a maximum total of 15 members. COICoC was started by Carl Phelps and Robert B Bates who researched, implemented and formulated the Partnership agreement and patterned the club after BetterInvesting guidelines.

COICoC, was highlighted in the November 2006 BetterInvesting Magazine. After finishing in second place the year before, the Central Oklahoma Investment Club of Chickasha was the top entry in the 2006 Investment Club Performance Survey conducted by BetterInvesting in conjunction with Value Line. The judges deemed the portfolio for the club, which was 13 years old at the time the best among the more than 300 submissions that year. At that time, the club had a life-time annual return of 15.7% compared with a 6.6% return for the S& P 500.

Sam Griffin, Club President, shared this information about the club: "We never bought a stock that a member had not done a SSG on and reviewed with the club members." Presently there are no longer any active charter members of the club with the oldest members being Robert Buser and Sam Griffin joining in 1994 after some other members dropped out.

Throughout the years COICoC has had some members withdraw from the club due to various reasons. In order to maintain the retention of our members, and to have a strong club, our club implemented a point system whereby each member had to earn 25 points throughout the year to be retained as a member. A member earns points by attending, contributing, doing a SSG, teaching a lesson, etc. In this way, our hope was to retain members involved on a consistent basis.



From top left to right: Kurtis Sears, Caleb Neal, Royce Stratton, Joey Fitzgerald, Brad Wilkerson, Greg Elliott. Bottom left to right: Chris Angel, Beverly Wooley-BetterInvesting, Sam Griffin, Robert Buser and Tyler Lowe. Members not in the picture are Blake Elliott, Matthew Griffin, Allen Miller, Chris Mosley and Cody White.

Before the year starts, we have prepared a schedule showing the full year of our meeting dates that show each month which member is responsible for providing dinner and which member is responsible for teaching the study lesson.

The club tries to always maintain 15 members. This has worked out very well with each member doing the above two items roughly once a year.

Our club members enjoy seeing and visiting with each other during the meeting and talking over various stocks and economic issues of the month. We also have a study lesson each month that is very informative for our club members.

When the club first started, in 1993, It would take a member roughly 3-4 hours to manually complete a SSG for a stock because the graph and calculation of the numbers were all completed by hand. Since then, all members have subscribed to the BetterInvesting Core or Core Plus automated system. Now a SSG can be completed in 10-15 minutes.

What - A - Relief!

Sam said," If possible, we would like our members to send out these SSGs to everyone by e-mail a few days before the meeting. This gives members time to review the SSG before our meeting. On any given month we might not have any SSGs done, or we've had as many as 5 SSGs, to review during a month". "As with any club, we've had some big winners and some big losers on individual stocks. Presently our big winners (which we still hold) are Copart Inc, Lululemon, Athletica and O'Reilly Automotive".

We salute The Central Oklahoma Investment Club of Chickasha, for their dedication to the principles and methodology of BetterInvesting. They have demonstrated that when applied, these principles can boost an investor's ability to conduct the proper investigation of a company and analyze which stocks have the best potential to give great returns. Again, Congratulations to The Central Oklahoma Investment Club of Chickasha for 30 years of service to their members.

Come Learn with Us!

Learn About Stock Investment Clubs

A stock investment club is made up of a group of people who come together to learn how to invest in the stock of good quality companies, pool small amounts of money to build a profitable stock portfolio and apply that learning to their personal stock investments.

Investment clubs provide a safe and supportive environment for investors to learn the skill of stock investing. BetterInvesting is dedicated to teaching everyday people, women and men, young and old, how to become successful stock investors by helping them learn the process of making their own investment decisions.



Club members meet regularly to review and analyze growth companies, and select one or more company stocks to buy, hold or sell in a well-diversified portfolio of high quality stocks.

The following webinar series will provide you with an overview of what a stock investment club is, how to set up a club, and how to make money investing in good quality companies. *FORMING AN INVESTMENT CLUB IS AN ONGOING PROCESS THAT CAN BE BROKEN DOWN INTO A SERIES OF STEPS.*

Any questions, please contact president@oklahoma.betterinvesting.net

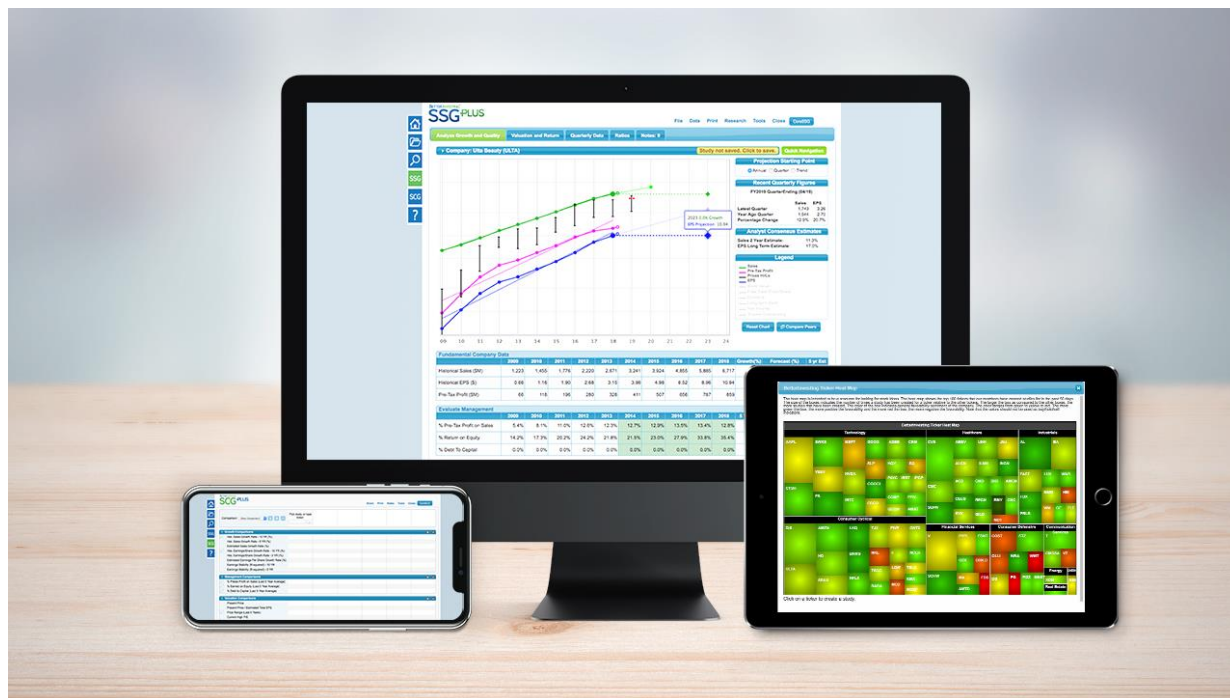
Important Notice to our Readers:

BetterInvesting is a non-profit educational organization that sponsors programs and provides information through their local volunteer chapters for the education and use of individual investors and investment club members.

BetterInvesting neither recommends nor endorses specific securities. Everyone is encouraged to do your own stock selection research.



Upgrade Club Members to Online Stock Tools Suite



Clubs are stronger when every person in the club has access to the Online Stock Tools. Club members that use the Stock Selection Guide (SSG®) and other tools on their own are able to participate more fully in the club decisions and help the club expand their watch lists with quality companies. When you include the powerful online stock selection tools, the club member will also gain access to investing classes and webinars for all experience levels.

[LEARN MORE ABOUT OUR TOOLS](#)

EduFest IS COMING!! EduFest IS COMING!!



Mark your calendar! **EduFest 2023** is on its way!
Join us **on the 19th of August** to learn from guest speaker Suzi Artzberger, who has successfully managed stock portfolios using BetterInvesting's methods for over 25 years. Plus, Q&A with our own panel of financial experts!

A full day of **FFE**, (Food, Fun, and Education)!
Wait!!... Door Prizes too?
See you there on August 19, 2023.





Strategy: Where You Are Now vs Where You're Headed



By Christi Powell CFP, RICP
Associate Director
Oklahoma Chapter

Investments

From CEOs to athletes, most people striving for a certain level of performance are constantly assessing where they are and where they want to be. Regularly checking in helps them decide if they're effectively using all their resources. Sure, it may seem OK to overshoot a goal, but if resources are used in the wrong way – too inefficient, too costly, not the right kind of risk – it may undermine the long-term prospects of achieving it. And you want to avoid undershooting a goal because it may cause more problems.

A gap analysis can give you a snapshot of your current situation and help you decide the adjustments you'd like to make to get back on track.

Determine Where You're Headed

For a long-term strategy to have the most potential for success, it should be based on an assessment of your needs, priorities, preferences, and risk tolerance. Financial goals, like planning for lifetime income in retirement, should account for your actual needs, economic factors, and life's uncertainties. When you put these factors together, you should end up with a target to aim for.



Are You Where You Want to Be?

When you first create your investment strategy, it should be adjusted to your needs. But over time, things will change. For example, a change in the market may shift your allocation of assets out of balance, potentially causing a mismatch of risk and return orientation. A change in priorities may mean you're assuming too much or too little risk, throwing you off target. While this can be addressed through regular portfolio rebalancing, a gap analysis is another way to see if your portfolio is still leading you toward your goals.

Portfolio gap analysis helps you determine if the resources you're using to pursue your investment goals are being used effectively across your strategy. When performing your analysis, you may want to consider:

- Are your assets allocated in a way that supports your investment objectives and risk tolerance?
- Is your portfolio diversified across a number of distinct equity asset classes, global markets, and a broad amount of securities?
- Does your portfolio emphasize enough value and small capitalization equities to potentially increase long-term potential?
- Does your fixed income allocation have enough high-quality, short-term bonds to potentially dampen overall portfolio volatility?
- Is your portfolio structured to minimize management and transaction costs?
- Does your portfolio's risk profile still reflect your current risk capacity and tolerance?

No matter if you're working with a financial professional or attempting to manage your portfolio on your own, a thorough analysis should be a part of your long-term investment strategy. Through regular review, you'll be better informed about where you are in relation to where you want to go. Give us a call if you'd like to review your portfolio, and let's see if you're heading in the right direction.



The 3 Pillars of Fundamental Analysis Understanding How Superstar Companies Stay At The Top.



by Jordan Chussler

Twenty-two years ago, the top 25 S&P 500 companies included very familiar names. Over two decades later, 12 remain on that list. To understand how they made it to the top — and remained there — you need to understand fundamental analysis.

If you look at the S&P 500's 25 largest companies in 2001, it's a list of unsurprising names, including Microsoft (ticker: MSFT), Exxon Mobil (XOM) and Johnson & Johnson (JNJ). If you look at the top 25 S&P 500 companies today, nearly half are still on that list. So how did those 12 companies manage to accomplish this amid decades of countless initial public offerings, mergers and acquisitions and a handful of market pullbacks and recessions? And how did MSFT, XOM and JNJ shareholders set themselves up for returns of over 337%, 150% and 264%, respectively, 22 years later?

FUNDAMENTAL ANALYSIS Fundamental analysis, as opposed to technical analysis, determines an equity's intrinsic value via three pillars of evaluation. Whereas technical analysis aims to identify opportunities based on trading activity trends like share price, moving averages and volume, fundamental analysis focuses on establishing fair market value.

By combining quantitative financial data with qualitative scrutiny of a company's management, corporate governance and competitive advantages, fundamental analysis produces ratios and other metrics used to determine a security's overall strength. That determination is made through the lens of three factors.

PILLAR NO. 1: ECONOMIC ANALYSIS Beginning with the broadest, economic analysis examines macroeconomic indicators. These include consumer expenditures, inflation indicators like the Consumer Price Index (CPI) and Producer Price Index (PPI), and comprehensive measures of an economy like gross domestic product.

Consumer expenditures, for example, are reported by the U.S. Bureau of Labor Statistics and specify where and how much consumers spend. For example, spending on transportation saw a year-over-year increase of 11.6% in 2021 as the country emerged from the pandemic (full-year data for 2022 isn't yet available).

Through this data, industry trends are easily identifiable. Transportation's literally driven by energy. As COVID-19 cases waned and Americans started spending more on moving around, shares of Exxon Mobil rose over 86% from March 2020 through the end of 2021.

PILLAR NO. 2: INDUSTRY ANALYSIS PepsiCo (PEP) and Coca-Cola (KO) form a veritable duopoly that's resulted in minimal market share threats from potential competitors. In any fast-food chain in America, you'll see one company's products or the other's. The situation is similar for Pfizer (PFE) and Merck (MRK), two other companies on the list with a near-duopoly in pharmaceuticals. These companies manage to scale seamlessly and do so because they've built enormous bargaining power with suppliers, unwavering brand loyalty and are in industries largely unaffected by recession or inflation. In fact, consumer staples and health care are two of the most inelastic, recession-resistant sectors of the S&P 500's 11 divisions. That's because when economic conditions force consumers to reevaluate purchases, staples like beverages and medicine are budgeted necessities.

Coca-Cola's sales are healthy in any environment, leading it to a global carbonated beverage market share of over 48%. Due to its tremendous sales, the company's able to maintain large profit margins, which result in maximized shareholder returns. Management also repurchased over \$1 billion in shares from 2020-22. Like consumers of its soda, investors are loyal and happy

The stronger the industry's demand, the stronger the case is for its companies.

This isn't uncommon among strong companies in high-demand industries that are part of historically resilient sectors. The stronger the industry's demand, the stronger the case is for its companies. This is where hard numbers are factored, resulting in metrics that gauge companies' financial wellbeing. Income statements, balance sheets and cash flow are used to determine total revenue, gross profits and earnings per share (EPS), among others. This data's extrapolated to determine a company's financial safety. For example, a price-to-earnings ratio (P/E) can tell investors if a company's shares are overpriced or underpriced. Generally, P/E ratios range from 15-30. The higher the ratio, the more likely the equity is overvalued. The lower the ratio, the more likely it's undervalued. Tesla (TSLA), a relative newcomer to the list, had a P/E ratio of 66.9 heading into Q4 2022. Long-time member Exxon Mobil's? 10.24.

Another approach is determining a company's EPS growth rate. While reported earnings are rear-facing, EPS growth rate can help determine the direction in which shares are heading. An EPS growth rate of ~15% is strong. In 2022, despite an enormous sell-off in tech, Microsoft managed an EPS growth rate of 19.76%. In 2021, that figure was 40%. In 2020, despite peak COVID-19, it managed a rate of 13.41%. And in 2019, it was an astounding 141.43%. Through these metrics, companies demonstrate how financially sound they are

DO YOUR HOMEWORK

The value determined by fundamental analysis goes a long way in determining an investment's worthiness. This isn't to say technical analysis is without its merits. Some combination of technical indicators along with fundamental analysis will further ensure investors are able to make timely decisions in solvent companies with staying power.

However, without a working knowledge of fundamental analysis, investing becomes a guessing game. Understanding how to analyze a company from a fundamental perspective is essential in finding long-term value and enjoying the gains that accompany it.

Through this data, industry trends are easily identifiable. Transportation's literally driven by energy. As COVID-19 cases waned and Americans started spending more on moving around, shares of Exxon Mobil rose over 86% from March 2020 through the end of 2021.



INSTAGRAM: As we try to modernize, we have started an Instagram account as well as Facebook. We invite you to look us up on Instagram and follow us there. Just type in:
[betterinvesting_okchapter](#)



What is Going On In the Oklahoma Chapter?



2023- OC EVENTS SCHEDULE		
JUNE	27	Oklahoma Chapter Board / Election Meeting Time 7:30 PM. For Information Contact: contact@Oklahoma.betterinvesting.net
JULY	3	Register @ Space Coast Model Stock Investment Club Meeting North Florida Chapter, meets 1st Monday @7:30 PM ET
	4	Independence Day Happy 4th of July
4th of July	4	To Join Joe's Stock Study Group @ 6PM Click Here Contact Joe: Joeinvest2011@yahoo.com
	8	Register @ West Texas Model Investment Club : West Texas Chapter, meets on 2nd Saturday, @ 12:00 PM CT
	11	Register @ Lone Star Online Investment Club North Texas Chapter, meets on 2nd Tuesday @7:00 PM CT
IN PERSON	15	Oklahoma Chapter Planning Meeting, Belle Isle Library OKC. @ 10:00 AM For Information Contact: contact@Oklahoma.betterinvesting.net
AUGUST	1	To Join Joe's Stock Study Group @ 6PM Click Here Contact Joe: Joeinvest2011@yahoo.com
	7	Register @ Space Coast Model Stock Investment Club Meeting North Florida Chapter, meets 1st Monday @7:30 PM ET
	8	Register @ Lone Star Online Investment Club North Texas Chapter, meets on 2nd Tuesday @7:00 PM CT
	12	Register @ West Texas Model Investment Club : West Texas Chapter, meets on 2nd Saturday, @ 12:00 PM CT
IN PERSON	19	<div style="display: flex; justify-content: space-between; align-items: center;"> <div style="border: 1px solid black; padding: 5px; text-align: center;"> EduFest 2023  </div> <div style="text-align: center; background-color: yellow; padding: 5px;"> EduFest 8:30 - 4:30 See page 3 & 6 & 17. </div> <div style="border: 1px solid black; padding: 5px; text-align: center;"> EduFest 2023  </div> </div>
	22	Oklahoma Chapter Board Meeting Time 7:30 PM On-line For Information Contact: contact@Oklahoma.betterinvesting.net
SEPTEMBER	4	Register @ Space Coast Model Stock Investment Club Meeting North Florida Chapter, meets 1st Monday @7:30 PM ET
	4	LABOR DAY
	5	To Join Joe's Stock Study Group @ 6PM Click Here Contact Joe: Joeinvest2011@yahoo.com
	9	Register @ West Texas Model Investment Club : West Texas Chapter, meets on 2nd Saturday, @ 12:00 PM CT
	12	Register @ Lone Star Online Investment Club North Texas Chapter, meets on 2nd Tuesday @7:00 PM CT
	26	Oklahoma Chapter Board Meeting Time 7:30 PM On-line For Information Contact: contact@Oklahoma.betterinvesting.net

Prepping Portfolios for Better Times Ahead Investors may want to be ready for a stock market turnaround.

by Thomas D. Saler
BI Magazine Jan/Feb 2023

By most measures, 2022 was an uncommonly stressful period for investors, with stock and bond prices under frequent attack and with few places to hide. Based on the so-called 60/40 stocks-bonds portfolio, the first nine months of the year was the worst stretch of performance for that mix of traditional financial assets in nearly 100 years, according to research from BofA Global (see Websites of Interest).



Though there could be more rocky times ahead — especially until the Federal Reserve gains control over inflation — history suggests that the worst could be over.

Since the late 1920s, stocks have fallen by double-digit amounts in consecutive years only five times. More common are powerful rebounds following large single-year declines, most recently the 35% bounce following the Great Recession-induced bear market in 2008.

In fact fixed-income, large consecutive-year selloffs aren't just rare, they are nonexistent. Over that same period through 2021, U.S. Treasury bonds never generated a negative total return bigger than the 11% decline in 2009. The worst year for investment-grade corporate bonds was the 15% loss in 1931.

Those numbers show that 2022 wasn't just bad, much of it was historically bad.

FOR A BUYER, BONDS OR STOCKS?

In large part, that's because the current bear markets in stocks and bonds overlapped, something that doesn't fit the usual investment cycle playbook. Most of the time, a looming recession will tend to push longer-term bond yields lower (and prices higher), even if short-term rates are climbing as the Fed tightens financial conditions. Not this time.

Beginning in early 2020, bond yields were held artificially low by the Federal Reserve's emergency response to the coronavirus pandemic. Not only were short-term rates stuck near zero, but the central bank also was buying Treasuries in the open market to contain longer-term borrowing costs. As such, bond yields were spring-loaded to shoot higher when "Team Transitory" at the Fed reversed course and began raising interest rates in March 2022.

The math here is important: a three-percentage point rise in bond yields, say from 1% to 4%, has a much greater impact on a bond's price than a 3% rise would have if yields were higher to begin with, say from 4% to 7%. The bottom line: 2022 could turn out to be the worst-ever year for bonds.

So, might it be time to do some bargain hunting? Among equities, there could be fewer outright bargains than you might think. At the low in October, the S&P 500 was down “only” about 24%, making the 2022 bear market relatively mild by historical standards.

On the plus side, consumers still seemed able to pay inflated prices for goods and services, allowing companies to keep profit margins at their widest levels since 1950, despite higher input costs. But if the economy slows and demand destruction sets in, those record margins could prove unsustainable, creating a headwind for stock prices, particularly if short-term rates remain elevated.

As for bonds, those higher yields already seem enticing, even if conditions remain volatile.

Timing any market is a fool’s game, of course, but with an unusually large stash of cash just waiting to come off the sidelines — \$5 trillion, by one count — the rebound in stock and bond prices, when it comes, is likely to be unusually powerful.

You’ll want to be there when it happens.

Let us **HIGHLIGHT YOUR CLUB**. Send us a photo of your club members and give us a description of your club. When was your club founded? Who were the first members? Where did you meet? How did you decide to form your club? Have any of your members been to BINC? Have any of your members served on a chapter board? Brag a little about your members and your club. Share anything else you would like. Help us to get to know each other. Send your info to: contact@Oklahoma.betterinvesting.net



OKLAHOMA CHAPTER BOARD OF ELECTIONS June 27, 2023

On June 27th, 2023, the Oklahoma Chapter will be electing board members for the upcoming year. The role of this board is to determine the activities and programs offered to you, our members. Please join us. Your input helps make our chapter a success.


We are always looking for new Board Members or Volunteers. Please join us if you think you might want to be a part of our board. WE NEED YOUR PARTICIPATION! Plus, active board members receive a reduction in fees.

Always a favorite, this year we have Christi Powell, CFP®, RICP®, presenting. Her information is always something to look forward to. Click the bar below to register.

[REGISTER HERE](#)



Just For Giggles



More



Giggles



When you leave a job with a 401k you have an important choice to make. As long as you have at least \$5,000 in the 401k you are typically allowed to keep it right where it is. Or you have the option of moving the money into your own IRA. This is called a 401k rollover. A rollover can be a smart move. But only if you make smart decisions.

A recent study by Pew Research provides an eye-opening example of what not to do. Pew reported that there were more than \$500 billion in rollovers in 2018. Typically, the funds inside a 401k qualify for the lowest possible annual fee, called the expense ratio. When that same fund is offered to retail investors in a regular IRA account it typically will have a higher expense ratio. And that cost can add up over time. Using just the 2018 rollover sum, Pew estimates that the cost of switching from the cheaper fund in the 401k to the same (but more expensive) fund offered in an IRA could cost investors \$45 billion over 25 years.

That's indeed a costly mistake. But one that is entirely avoidable when you do a rollover. Let's walk through what to consider when you leave a job.

Does the 401k offer funds that charge very low annual expenses?

By low I mean less than 0.20%. There are plenty of great index mutual funds and ETFs you can own in an IRA that charge less than 0.20%. If your 401k charges low fees and you want to stay put, that's great. Typically, the bigger your employer, the more likely your retirement plan has low-cost investing options. But if you work for a smaller employer, the annual expense ratio for funds in your plans may be higher. If your 401k funds charge more (some charge 1.00% or more) you should consider a rollover.



Do you have more than one old 401k?

As retirement nears and you start to carefully plan how you will generate income from your investments, it can be a royal pain to coordinate multiple 401ks at different employers. Moving them (rolling over) under the roof of one account at a brokerage can make a ton of sense.

Once you decide to do a rollover, there is one fairly easy way to make sure you keep your costs as low as possible: Invest your rollover IRA in low-cost index mutual funds or exchange-traded funds (ETFs).

Every major discount brokerage offers these investment options.

An index mutual fund or ETF whose name includes "Total Index" will own a broad mix of U.S. stocks. There will also be an international stock index fund or ETF.

For your bonds, there are likely many choices. A "Core" index fund is likely similar to what you had offered in your 401k. Core bond funds invest in a mix of government bonds and high-quality corporate bonds. For those of you near retirement, I recommend investing solely in Treasury bonds, or a fund that owns Treasuries and other government-issued debt.

Every brokerage will have a few of these "government" bond funds, that invest in bonds of different lengths. Short-term and intermediate-term can be good options. They don't yield as much as long-term government funds. But when interest rates rise, the longer the bonds, the more your portfolio will lose. Shorter-term bonds react less to rising interest rates. OKAY?

As I explain in detail in my book, [*The Ultimate Retirement Guide for 50+*](#), owning just three index funds or ETFs is all it takes to have a solid retirement portfolio. You can always build on that, but a US total market fund/ETF, an international one, and a bond fund/ETF is a terrific core.

NEED AN EDUCATION PROGRAM

at your investment club meeting? As a chapter wanting to be of service to you, we have many programs ready to share with you on the most popular investing topics and tools. Contact us to arrange – either in person or by Go-to-Webinar. Most are **FREE**.
contact@Oklahoma.betterinvesting.net



Getting Started With the Learning Center



The Learning Center is the central location to find all of our investor education resources to help you become an educated and successful investor. Resources include live and on-demand webinars, BetterInvesting Magazine, StockUp, TickerTalk, our extensive Video Learning Library and much more.

Video Learning Library

You'll find over 100 educational videos in our Video Learning Library covering all the subject matter you need to learn how to become a successful stock investor or how to run a successful investment club. Choose from programs like the Introduction to the Stock Selection Guide (SSG) Series, TickerTalk, StockUp, Online Tools Tutorials, Club Treasurer Workshops, and much more.



[VISIT VIDEO LEARNING LIBRARY](#)



What's New in BetterInvesting's Online Tools




[REGISTER FOR EDUFEST 2023 HERE](#)



Online Tools

SSGPlus™ Updated with Liquidity Ratios: BetterInvesting is pleased to announce a new feature update for the SSGPlus tool that adds three liquidity ratios to the Ratios tab: current ratio, quick ratio and interest coverage. For each ratio, SSGPlus shows the ratio definition, ten years of historical data, the most current value and a sparkline (mini chart) for the historical data. To see how to use interest coverage in your stock analysis, please see the May 2023 TickerTalk webinar, which contains an education segment called, 'Interest Coverage - A Different Measurement of Debt.' Use the chapter feature in the video play to jump directly to the interest coverage section at 24:00. [View TickerTalk Video](#)



Learning Center

Economic Moats: An economic moat is a competitive advantage one company has over others. Stocks with wide economic moats tend to be good long-term investments. In this video, learn what defines an economic moat, how to identify companies with wide economic moats, and where to find relevant information to help you make better long-term investments. [View Video](#)



Tips

Read BetterInvesting Magazine Online: Did you know that we have an archive of the last ten years of the magazine available online? [View Our Archives](#)



Quote

“I tell people, stick to your guns. You will make money eventually. There is really no substitute for picking a company that your own research shows is going to increase its earnings and has a good outlook.” – Muriel Siebert, Founder Muriel Siebert & Company



EduFest 2023



EduFest 2023



Look For **BetterInvesting** On These Social Platforms

CAROL'S FUN FACTS

- 💰 - HOT DRY temperatures in Spain have caused the price of olive oil to increase. Forty percent of olive oil is from Spain.
- 💰 - China exported one million passenger cars during the first three months of 2023, pushing Japan to second place with 954,000. Germany is now the third largest exporter of passenger cars..
- 💰 - Goldman Sachs warned that 25% of the current workforce could be substituted by AI (artificial intelligence). Elon Musk and Steve Wozniak signed a letter calling for a pause on training more powerful than Open AI's Chat GPT.
- 💰 - In 1993, three founders of Nvidia sat down in a Denny's in Sunnyvale, California over many cups of coffee and created Nvidia. They were Curtis Priem, Chris Malachowsky and Jensen Huang. NVDA is currently headquartered in Santa Clara, California.
- 💰 - With a cap of 1 Trillion , Nvidia joins the list of most valuable company, including by Apple, Microsoft, Saudi Aramco, Alphabet and Amazon.
- 💰 - OPEC (organization of the petroleum exporting countries) was founded on September 14, 1960, in Baghdad, Iraq. The first five members of thirteen were: Iran, Iraq, Kuwait, Saudi Arabia, and Venezuela. Since 1965, OPEC headquarters is in Vienna, Austria (Austria is not a member).
- 💰 - Chevron and Tesla were added to the S&P 500 ESG Indices. (Environmental, Social & Governance indices). Tesla had a 37 out of 100 rating whereas Chevron beat at 43 out of 100.



"I'd like a half-pound of large cap stocks, a quarter-pound of small cap stocks and a pound and a half of mutual funds, please."

Your Path To Better Investing

BetterInvesting is dedicated to teaching you how to become a successful long-term investor by helping you become more invested in the process of making your own basic financial decisions, and by providing you access to the information you need to do it. Follow this path of learning to become an educated and successful investor!



BetterInvesting Gift Membership

A Gift That Keeps Giving - Investor Education

Gift a friend or family member a one year [BetterInvesting Individual Plus Membership](#) so they can receive unbiased investment education, exclusive investor publications and online stock selection and analysis tools.

How the Gift Membership Works:

Step 1: Purchase a gift membership redemption code.

Step 2: [Send a gift card PDF](#) with the redemption code to whomever you want to empower!

Step 3: The recipient will redeem the code by visiting www.BetterInvesting.org/redeem.





When: August 19, 2023

08:30 AM – 04:30 PM

Where: First Southern Baptist Church

6400 S Sooner Rd, OKC 73135

Enter the Discipleship Center Doorway.

Register: [Registration Button](#)

Cost: \$59 if registered prior to August 9, 2023

\$70 if purchased at the door.

Student rate of \$30, for students.



This, is your chance, to get your young people involved in what has proven to be the answer for many retired folks that joined BI at an early age. Social Security and their 401K just isn't going to be enough to provide them with a comfortable retirement.

You, can start them on the road to financial independence. Invite them to EdFest and introduce them to the proven successful principles and methodology of BetterInvesting. Give them this gift that will change their lives.



Pass Down the Things You Love...

Share your legacy by inviting your children, grandchildren, nieces and nephews to join your BetterInvesting™ club. Pass your knowledge down from generation to generation.



Watch Us on YouTube BetterInvesting's YouTube channel includes videos of tools tutorials and other public webinar recordings where they can be easily viewed by those in the BetterInvesting community as well as by those who simply want to learn more about our Stock Selection Guide methodology and products. Tune into BetterInvesting videos at: www.youtube.com/betterinvesting



See you at EduFest



*Have a great Summer!
See ya in the Fall.*



Well, That's all we have for now. Don't forget to Register for EduFest. This is your chance to talk with Suzi Artzberger and visit with old friends you haven't seen since COVID.