



Screening & Stock Ideas Quick Start Guide

1 Stock Ideas in CoreSSG and SSGPlus Tools

Many stock ideas can be found from the **Stock Ideas** tab in the online tools. The SSGPlus tool, shown below, has more search criteria, pre-defined screens and stock idea options than the CoreSSG tool.

2 Pre-Defined Screens

Click on any of the pre-defined screen options to start the screening process.

Some screens are only available in SSGPlus.

Click on the Definition **?** icon to see a definition of the screening criteria.

Quality Screen Criteria

- EPS R2 5 Year greater than 0.9
- Historical 10 Year EPS Growth % >= 10.0
- Historical 10 Year Sales Growth % >= 10.0
- Debt / Capital % < 40.0
- Pre-tax Profit Trend = Up or Even
- Return on Equity Trend = Up or Even



Screening & Stock Ideas Quick Start Guide

3 Screening from Individual Criteria

Search Criteria

9 Yr Sales Growth (%): > 8%

9 Yr Earnings Growth (%): > 8%

Size: **Small** Medium Large

Sector: Any

Dividend Yield (%): Any

Pre-Tax Profit Trend: Up Even Down

Return on Equity Trend: Up Even Down

Morningstar Growth Grade: Any

Morningstar Profit. Grade: Any

Morningstar Financial Health: >= B

PE / Historical EPS Growth: < 1.5

Traded Exchange: US Exchanges Only


Search **Reset Criteria**

Select any combination of criteria, then click the **Search** button to see the results.

Some criteria are only available in **SSGPlus**.

Reset criteria to start over.

4 Review Screening Results




















Preview a small graph of sales, earnings and price by clicking on the **Preview Data**  icon.

Click on any column heading to sort the results.

Results

Show 10 entries

Search all columns:


Actions	Company	Ticker	Sector	Industry	Size	Sales Growth (%)
 	AmTrust Financial Services Inc	AFSI	Financial Services	Insurance - Property & Casualty	M	33.7
 	Argo Group International Holdings Ltd	AGII	Financial Services	Insurance - Property & Casualty	M	19.6
 	Alliance Holdings GP LP	AHGP	Basic Materials	Coal	M	12.8
 	Align Technology Inc	ALGN	Healthcare	Medical Devices	M	16.2
 	Allegiant Travel Co LLC	ALGT	Industrials	Airlines	M	23.9
 	Alexion Pharmaceuticals Inc	ALXN	Healthcare	Biotechnology	M	126.1
 	Ansys Inc	ANSS	Technology	Software - Application	M	19.3
 	Algonquin Power & Utilities Corp	AQN.TO	Utilities	Utilities - Independent Power Producers	M	18.2
 	On Assignment Inc	ASGN	Industrials	Staffing & Outsourcing Services	M	23.3
 	Aircastle Ltd	AYR	Industrials	Rental & Leasing Services	M	27.7

Click on any row or on the **Start Study**  icon to open a company in CoreSSG or SSGPlus.



Screening & Stock Ideas Quick Start Guide

5 Ticker Heat Map (only available in SSGPlus)

Click on the  image to open the Ticker Heat Map, which displays the top 100 company SSGs created by our members in the last 90 days.

Mouse over any box to see more information.



The size of the box indicates relative popularity. Larger box = more SSGs created.

The color of the box indicates relative return favorability. Darker green = more favorable return. Darker red = less favorable return.

6 First Cut Stock Studies

First Cut stock studies are completed Stock Selection Guides that have been created by members for other members in the community.

The latest First Cut reports are delivered via email every two weeks.

Or visit the First Cut section on the member website for the First Cut archives.

First Cut Stock Studies — Completed by Members for Members

April 28, 2015

First Cut Stock Studies have been submitted by experienced BetterInvesting members and reviewed by a team of volunteers. The companies listed exhibit high quality characteristics that are consistent with BetterInvesting stock selection methodology.

Study Submitted by:
John Pierce — South Jersey Chapter
F5 Networks — NASDAQ: FFIV
 Sector: Technology • Company Size: Medium

[VIEW STUDY](#)

THE BUILDING BLOCKS of Successful Investing

Update Profile | Logout | Search

- Investing
- Tools & Resources
 - Online Tools & Software
 - TickerTalk
 - First Cut
 - StockUp
 - Online Stock Study Series Archives
 - BetterInvesting Magazine
 - Webinar Recordings
 - Worksheets
- Community

Selection Guide

Studies

Company Data



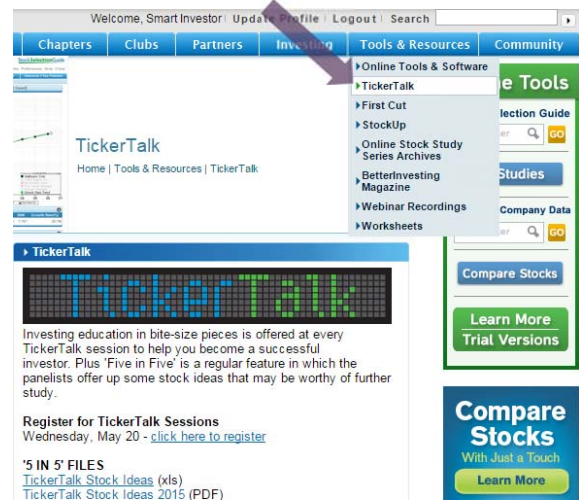
Screening & Stock Ideas Quick Start Guide

7 TickerTalk – Five in Five Stock Ideas

Every monthly TickerTalk webinar has a **Five in Five** segment where panelists suggest a total of five stocks that they feel may be worthy of further study.

Attend the live webinar or **review** the recorded webinars to hear the panelist commentary on stock ideas.

Or **visit** the TickerTalk section on the member website for a list of previously presented stock ideas.



8 BetterInvesting Weekly Stock Screen

The BetterInvesting Weekly newsletter, delivered weekly to your email inbox, offers exclusive stock screens, feature articles and insights into what other investors are buying and selling.



Use the **Download** link to access the companies in the Stock Screen of the Week.