

B

STOCK STUDY – COPART (CPRT)

2/22/2024

Presented By Marion Michel

West Region Manager
mar02mic@comcast.net



1

B

2

Disclaimer

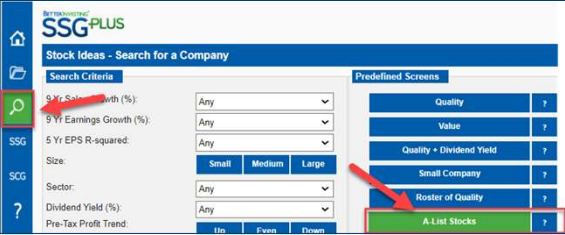
- The information in this presentation is for educational purposes only and is not intended to be a recommendation to purchase or sell any of the stocks, mutual funds, or other securities that may be referenced. The securities of companies referenced or featured in the seminar materials are for illustrative purposes only and are not to be considered endorsed or recommended for purchase or sale by BetterInvesting™ / National Association of Investors™. The views expressed are those of the instructors, commentators, guests and participants, as the case may be, and do not necessarily represent those of BetterInvesting. Investors should conduct their own review and analysis of any company of interest before making an investment decision.
- Securities discussed may be held by the instructors in their own personal portfolios or in those of their clients. BetterInvesting presenters and volunteers are held to a strict code of conduct that precludes benefitting financially from educational presentations or public activities via any BetterInvesting programs, events and/or educational sessions in which they participate. Any violation is strictly prohibited and should be reported to the CEO of BetterInvesting or the Director of Chapter Relations.
- This presentation may contain images of websites and products or services not endorsed by BetterInvesting. The presenter is not endorsing or promoting the use of these websites, products or services.
- National Association of Investors™, BetterInvesting™ and the BetterInvesting™ Icon are trademarks/registered trademarks. All rights reserved. © 2021 BetterInvesting™.
- **We may be recording this session for our future use.**

2

B
3

Why Study CPRT?

Found it on the current A-List



A-List Stocks Criteria

- All companies that pass at least 90% of the historical data audit items in the Audit feature of CoreSSG or SSGPlus.
- Currently, this means the company is flagged for no more than one historical data audit item.
- Companies that pass are good examples of companies that meet BetterInvesting criteria for quality, growth companies.

3

B
4

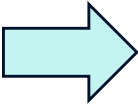
Stock Selection Guide Inputs and Outputs

Judgment Inputs

- Sales Forecast
- EPS Forecast
- High Price/Hi PE
- Low Price/Low PE
- Average Yield, if any

Don't Forget

- Date of data – refreshed?
- Preferences in Tools Tab
- Projection Starting Point
(Preferred Procedure)
- Pre-Tax Profit
- Tax Rate
- Preferred Dividends
- Number of Shares

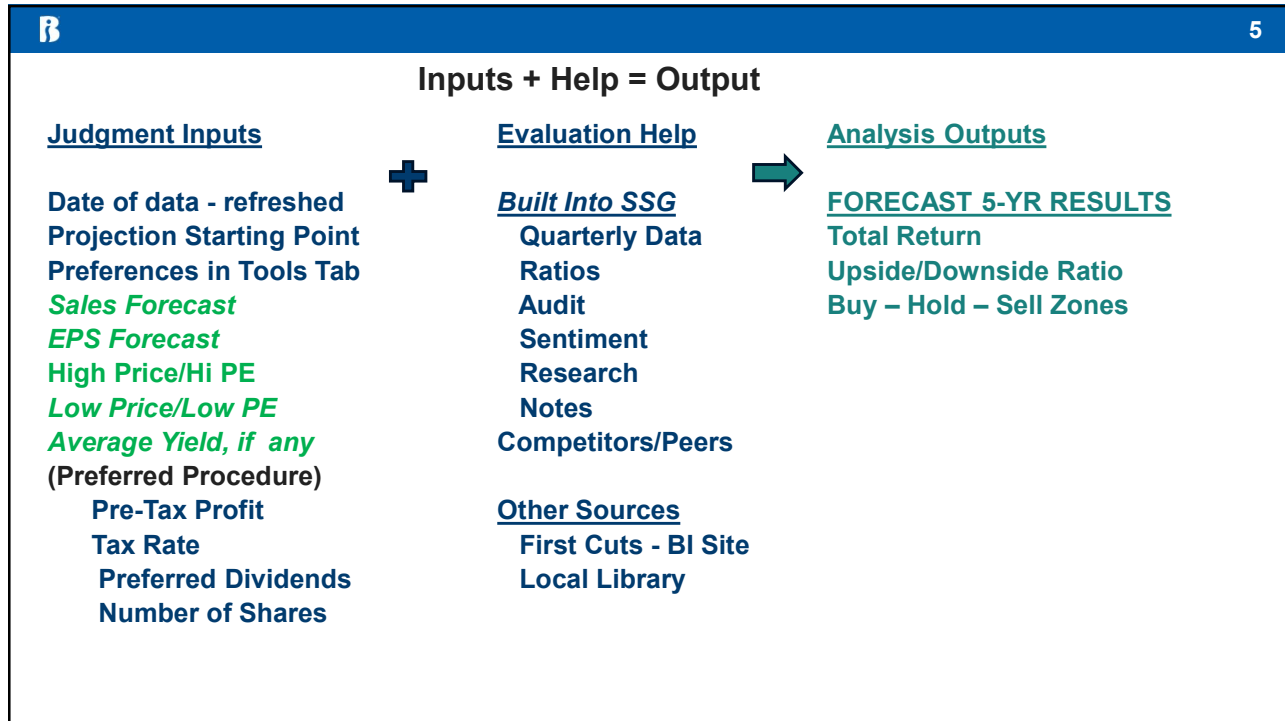


Analysis Outputs

FORECAST 5-YR RESULTS

- Total Return
- Upside/Downside Ratio
- Buy – Hold – Sell Zones

4



5

Benchmarks (not rules)

From Toolkit manual

Company Sales	Company Size	Acceptable CAR (Growth)	Amount of Risk	Years to Double "Rule" of 72
< \$1 Billion	Small	At least 12%	More	6 or fewer
\$1 billion to \$10 billion	Medium	7% - 12%	Average	10 - 6
> \$10 billion	Large	5% - 7%	Less	14 - 10

6